


Drawing register:

Project information:

General notes:

-
- WALZ STREET
- Refer to drawing 02, 03, 04, 06, 11, 13
- St Joseph's Catholic Primary School
- Existing apartments
- New public parking
- HESTON LANE
- New public laneway
- Refer to drawing 05
- Level 1 Courtyard
- Existing Guild Theatre carpark
- Existing Guild Theatre
- PARKER STREET
- RAILWAY STREET
- EXTENT OF LANDSCAPE WORKS



Paddock

Australian Institute of Labour Arbitrators

Project: Railway Street Apartments
75-85 Railway Street, Rockdale NSW 2216

Client: **Eloura**

A simple compass rose with a circle and a line pointing towards the top-right, labeled "North" below it.

Drawing:	Issue:
2322-17	F

Plant DA Schedule:

Code	Scientific name:	Common name:	Pot size:	Mature height & spread*:	Planting density:	Quantity:	Maintenance requirements:
	Climbers:						
CIS ant	Cissus antarctica	Kangaroo Vine	140mm Pot	4m x 6m	-	62	Feed with a good all purpose fertiliser in the warmer months. Cut back if needed to keep to size.
THU mys	Thunbergia mysorensis	Lady Slipper Vine	140mm Pot	6m x 3m	-	62	Cut back if needed to keep to size.
	Groundcovers:						
CAS gla CI	Casuarina glauca 'Cousin It'	Sheoak	140mm Pot	0.2m x 0.3m	4 /m²	155	Allow to cascade downface of planter walls. Maintain to garden extend if it begins to encroach on paths.
CHR api	Chrysocephalum apiculatum	Yellow Buttons	140mm Pot	0.2m x 0.3m	6 /m²	228	Seasonal maintenance to promote new growth. Maintain to garden extent if it begins to encroach on paths.
DIC arg SF	Dichondra argentea 'Silver Falls'	Silver Falls	140mm Pot	0.1m x 0.3m	6 /m²	260	Allow to cascade down face of retaining walls. Maintain to garden extent if it begins to encroach on paths.
DIC rep	Dichondra repens	Kidney Groundcover	Tubestock	0.1m x 0.3m	6 /m²	752	Allow to form a natural weed-cover within garden areas.
GRE lan MT	Grevillea lanigera 'Mt Tamboritha'	Spider Flower	140mm Pot	0.1m x 0.3m	4 /m²	118	Seasonal maintenance to promote new growth. Maintain to garden extent if it begins to encroach on paths.
HIB sca	Hibbertia scandens	Guinea Flower	140mm Pot	0.4m x 1m	4 /m²	279	Allow to cascade down face of retaining walls. Maintain to garden extent if it begins to encroach on paths.
SEN man	Senecio mandraliscae	Blue Chalksticks	140mm Pot	0.3m x 0.6m	4 /m²	159	Seasonal maintenance to promote new growth and maintain compact form.
VIO hed	Viola hederacea	Native Violet	140mm Pot	0.1m x 0.3m	8 /m²	936	Allow to form natural weed-cover within planter.
	Grasses, Ferns & Broad-leaved:						
ALC imp SP	Alcantarea imperialis 'Silver Plum'	Bromeliad	200mm Pot	0.5m x 0.5m	1 /m²	46	
ALP nut	Alpinia nutans	Dwarf Cardamon	200mm Pot	1m x 0.8m	3 /m²	161	Seasonal maintenance as required to remove dead foliage.
ALP zer	Alpinia zerumbet	Shell Ginger	200mm Pot	1.8m x 1m	2 /m²	96	Seasonal maintenance as required to remove dead foliage.
ANI BG	Anigozanthos 'Bush Gold'	Kangaroo Paw (Yellow)	140mm Pot	0.5m x 0.5m	5 /m²	48	Seasonal maintenance to remove dead flowers.
ART cir	Arthropodium cirratum	New Zealand Rock Lily	200mm Pot	1m x 1m	3 /m²	70	Seasonal maintenance to remove dead leaves and flowers.
ASP aus	Asplenium australasicum	Birds Nest Fern	200mm Pot	1m x 1m	1 /m²	53	Seasonal maintenance as required to remove dead foliage.
ASP ela	Aspidistra elatior	Cast Iron Plant	140mm Pot	0.6m x 0.6m	4 /m²	141	Seasonal maintenance as required to remove dead foliage.
BLE gib	Blechnum gibbum	Silver Lady Fern	140mm Pot	0.4m x 0.4m	4 /m²	188	Seasonal maintenance as required to remove dead foliage.
CLI min	Clivia miniata	Clivia	140mm Pot	0.4m x 0.4m	4 /m²	45	Seasonal maintenance to remove dead flowers.
CYA coo	Cyathea cooperi	Australian Tree Fern	300mm Pot	6m x 3m	1 /m²	9	Seasonal maintenance to promote new growth.
DIA cae LJ	Dianella caerulea 'Little Jess'	Blue Flax Lily	140mm Pot	0.5m x 0.5m	6 /m²	494	Seasonal maintenance to promote new growth.
DIA rev	Dianella revoluta 'Little Rev'	Little Rev Dianella	200mm Pot	0.4m x 0.4m	6 /m²	150	Seasonal maintenance to promote new growth.
DOO asp	Doodia aspera	Prickly Rasp Fern	200mm Pot	0.5m x 0.5m	6 /m²	60	Seasonal maintenance to promote new growth.
DOR exc	Doryanthes excelsa	Gymea Lilly	200mm Pot	1.5m x 1m	1 /m²	85	Seasonal maintenance to remove dead flowers.
FIC nod	Ficinia nodosa	Knobby Club-rush	Tubestock	0.7 x 0.7m	5 /m²	30	
LIR mus EG	Liriope muscari 'Evergreen Giant'	Giant Mondo	140mm Pot	0.6m x 0.6m	4 /m²	258	
LIR mus JR	Liriope muscari 'Just Right'	Liriope	140mm Pot	0.6m x 0.6m	5 /m²	28	Seasonal maintenance as required to remove dead foliage.
LOM hys	Lomandra hystrix	Mat Rush	140mm Pot	1m x 1m	4 /m²	24	
LOM lon T	Lomandra longifolia 'Tanika'	Lomandra Tanika	140mm Pot	0.6 x 0.6m	4 /m²	330	
POA lab E	Poa labillardieri 'Eskdale'	Common Tussock Grass	140mm Pot	0.6m x 0.6m	6 /m²	125	Seasonal maintenance to promote new growth.
RAP exc	Rhapis excelsa	Lady Palm	500mm Pot	2m x 1m	1 /m²	12	Seasonal maintenance to remove dead foliage.

Climbers



Cissus antarctica
Kangaroo Vine



Thunbergia mysorensis
Lady Slipper Vine


Groundcovers




Casuarina glauca 'Cousin It'
Sheoak



Chrysocephalum apiculatum
Yellow Buttons



Dichondra argentea 'Silver Falls'
Silver Falls



Dichondra repens
Kidney Groundcover



Grevillea lanigera
Spider Flower



Hibbertia scandens
Guinea Flower



Senecio mandraliscae
Blue Chalksticks



Viola hederacea
Native Violet

Grasses, Ferns

& Broad-leaved



Alcantarea imperialis 'Silver Plum'
Bromelia



Alpinia nutans
Dwarf Cardamon



Alpinia zerumbet
Shell Ginger




Anigozanthos 'Bush Gold' '
Kangaroo Paw



Arthropodium cirratum
New Zealand Rock Lily



Asplenium australasicum
Birds Nest Fern



Aspidistra elatior
Cast Iron Plant



Blechnum gibbum
Silver Lady Fern



Clivia miniata
Clivia



Cyathea cooperi
Australian Tree Fern



Dianella caerulea 'Little Jess'
Blue Flax Lily



Dianella revoluta 'Little Rev'
Little Rev Dianella



Doodia aspera
Prickly Rasp Fern



Doryanthes excelsa
Gymea Lilly



Ficinia nodosa
Knobby Clubrush



Liriope muscari 'Evergreen Giant'
Giant Mondo



Lomandra hystrix
Mat Rush



Lomandra longifolia 'Tanika'
Lomandra Tanika



Poa labillardieri 'Eskdale'
Common Tussock Grass



Rhapis excelsa
Lady Palm



Liriope muscari 'Just Right'
Liriope



T 0413 445 096
E info@paddockstudio.com.au
G 46-52 Meagher Street
Chippendale NSW 2008
www.paddockstudio.com.au



Registered Landscape Architects
ALA 1761
ABN 82 628 312 274
ACN 628 312 274

Copyright Paddock Studio Pty Ltd 2018. Copyright in whole and every part belongs to Paddock Studio Pty Ltd. Not to be reproduced in any part without written agreement from Paddock Studio Pty Ltd.
Not for pricing or construction. Drawing to be read in conjunction with all relevant project and consultant documentation.

Issue:	Date:	Reason:	Reviewed by:
B	11.07.24	For DA Submission	DW
C	25.07.24	For DA Submission	DW
D	02.12.24	For DA Submission	DW
E	13.01.25	For DA Submission	DW
F	04.03.25	For DA Submission	DW

Project: Railway Street Apartments
75-85 Railway Street, Rockdale NSW 2216

Client: Eloura

Title: Plant DA Schedule
Plant Images

Project No.: 2322
Date: 04.03.25
Scale: N/A @ A1

Drawing: 2322-17

Issue: F

Plant DA Schedule:

Code	Scientific name:	Common name:	Pot size:	Mature height & spread*:	Planting density:	Quantity:	Maintenance requirements:
	Shrubs:						
COR alb	Correa alba	White Correa	200mm Pot	1.5m x 1.5m	2 /m²	45	Seasonal maintenance as required to maintain compact form 1x1m.
HAR vio	Hardenbergia violacea	Native Sarsaparilla	140mm Pot	0.7-1 x 0.7m	4 /m²	60	
RHA ind SM	Rhaphiolepis indica 'Snow Maiden'	Indian Hawthorn White	200mm Pot	0.8m x 0.8m	3 /m²	87	Seasonal maintenance as required to maintain compact form 800x800mm.
SYZ aus R	Syzygium australe 'Resilience'	Lilly Pilly	25L	2m x 1.5m	1 /m²	72	Seasonal maintenance as required to maintain informal screen to 1.8-2m height by 800mm spread.
VIB odo EL	Viburnum odoratissimum 'Emerald Lustre'	Viburnum	25L	2m x 1.5m	1 /m²	43	Seasonal maintenance as required to maintain informal screen to 1.8-2m height by 800mm spread.
WES fru GB	Westringia fruticosa 'Grey Box'	Coastal Rosemary	140mm Pot	0.4m x 0.4m	4 /m²	68	Seasonal maintenance as required to maintain compact form 400x400mm.
	Trees						
ANG cos	Angophora costata	Smooth - Barked Apple	75L	15m x 10m	-	8	Seasonal maintenance as required.
BAN ser	Banksia serrata	Old Man Banksia	100L	6m x 3m	-	2	Seasonal maintenance as required. Maintain compact form 2-3m height by 2m spread with clear trunk 1.5m height.
COR mac	Corymbia maculata	Spotted Gum	75L	30m x 8m	-	1	
CUP ana	Cupaniopsis anacardiopsis	Tuckeroo	75L	8m x 7m	-	8	Seasonal maintenance as required.
ELA eum	Elaeocarpus eumundii	Quandong	75L	8m x 3m	-	8	Seasonal maintenance as required. Maintain clear trunk 1.5m height.
LOP con	Lophostemon confertus	Queensland Brush Box	45L	15m x 10m	-	1	
PLU rub	Plumeria rubra	Frangipani	75L	6m x 4m	-	4	
TRI lau L	Tristaniopsis laurina 'Luscious'	Water Gum	75L	8m x 4m	-	4	Seasonal maintenance as required.
MAG gran TB	Magnolia grandiflora 'Teddy Bear'	Teddy Bear Magnolia	100L	4m x 2m	-	2	
PRU cer N	Prunus cerasifera 'Nigra'	Black Ornamental Plum	100L	5m x 4m	-	6	
WAT flo GA	'Waterhousea floribunda 'Green Avenue'	Weeping Lilly-pilly	75L	12m x 8m	-	4	Seasonal maintenance as required.
	Street Trees						
COR mac	Corymbia maculata	Spotted Gum	75L	30m x 8m	-	12	Species selection and spacing directed by Council.
	Palms:						
ARC cun	Archontophoenix cunninghamiana	Bangalow Palm	75L	5-8m x 3m	-	8	Seasonal maintenance as required. To remove fronds and seed pods. Support wires may be required for establishment.
LIV aus	Livistona australis	Cabbage Palm	Mix of 2-6m height	12-20m x 3m	-	5	Seasonal maintenance as required. To remove fronds and seed pods. Support wires may be required for establishment.

Street Tree Planting Notes:

- + Street tree species specified by Council.
- + Street trees to be installed as per Council requirements and details, including staking and root barriers.

Planting Notes:

- + Planting design subject to detailed design and documentation. Not for pricing or construction.
- + * Nominal height / spread at maturity - will vary based on maintenance regimes and site growing conditions.
- + Refer to drawing 2322-16 for the 'Maintenance Requirements & Management Plan' notes and typical planting details.
- + Species selection subject to availability at time of tendering and construction.
- + Species within mixed planting areas to be planted in groupings of 3-5.
- + Sub-surface and/or podium drainage to all garden and lawn areas, connected to site stormwater.
- + All garden and lawn areas are to include a fully automated irrigation system connected to the sites rainwater harvesting system (subject to detailed design by a suitably qualified irrigation consultant).

Shrubs




Correa alba
White Correa



Hardenbergia violacea
Purple Coral Pea



Rhaphiolepis indica 'Snow Maiden'
Indian Hawthorn White



Syzygium australe 'Resilience'
Water Gum



Viburnum odoratissimum
'Emerald Lustre'
Viburnum



Westringia fruticosa 'Grey Box'
Coastal Rosemary

Trees




Angophora costata
Smooth - Barked Apple



Corymbaia maculata
Spotted Gum



Cupaniopsis anacardiopsis
Tuckeroo



Elaeocarpus eumundii
Quandong



Lophostemon confertus
Queensland Brush Box



Plumeria rubra
Frangipani



Prunus cerasifera 'Nigra'
Purple Leaf Plum



Tristaniopsis laurina 'Luscious'
Water Gum



Magnolia grandiflora 'Teddy Bear'
Teddy Bear Magnolia



Waterhousea floribunda 'Green Avenue'
Weeping Lilly-pilly



Banksia serrata
Old Man Banksia

Street Trees



Corymbaia maculata
Spotted Gum

Palms



Archontophoenix cunninghamiana
Bangalow Palm



Livistona australis
Cabbage Palm



T 0413 445 096
E info@paddockstudio.com.au
G 46-52 Meagher Street
Chippendale NSW 2008
www.paddockstudio.com.au



Registered Landscape Architects
ALA 1761
ABN 82 628 312 274
ACN 628 312 274

Copyright Paddock Studio Pty Ltd 2018. Copyright in whole and every part belongs to Paddock Studio Pty Ltd. Not to be reproduced in any part without written agreement from Paddock Studio Pty Ltd.
Not for pricing or construction. Drawing to be read in conjunction with all relevant project and consultant documentation.

Issue:	Date:	Reason:	Reviewed by:
B	11.07.24	For DA Submission	DW
C	25.07.24	For DA Submission	DW
D	02.12.24	For DA Submission	DW
E	13.01.25	For DA Submission	DW
F	04.03.25	For DA Submission	DW

Project: Railway Street Apartments
75-85 Railway Street, Rockdale NSW 2216

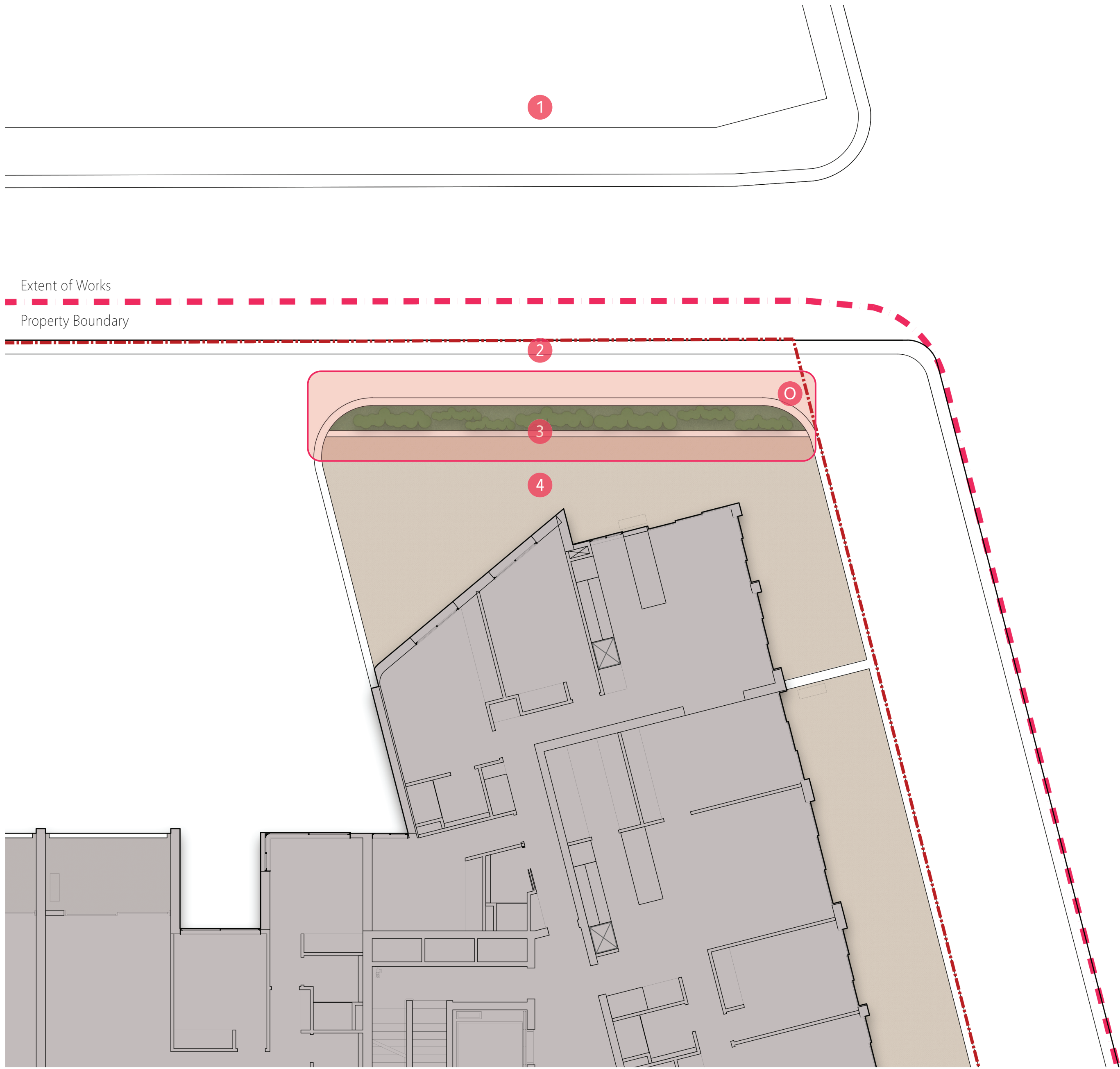
Client: Eloura

Title: Plant DA Schedule
Plant Images

Project No.: 2322
Date: 04.03.25
Scale: N/A @ A1

Drawing: 2322-17

Issue: F



Level 4 (Private Terrace)

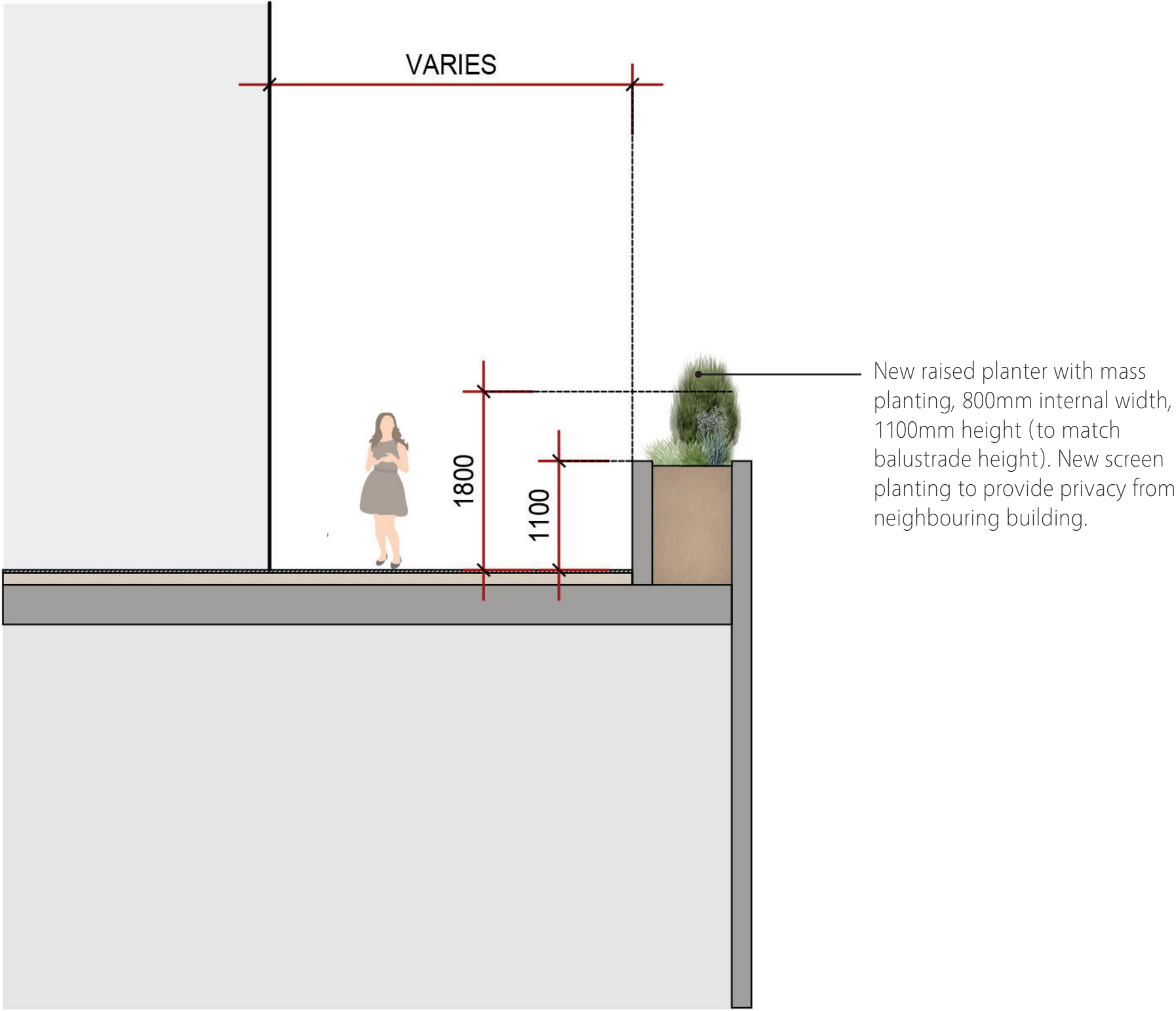
Scale: 1:100 @A1

Legend:

- 1 Existing building;.
- 2 Proposed kerb below.
- 3 New raised planter with mass planting, 800mm internal width, 1100mm height (to match balustrade height). New screen planting to provide privacy from neighbouring building.
- 4 Pathways type 4 - stone unit pavers installed on mortar bedding and reinforced concrete podium base slab, located within private terraces.


Area O:

Code	Quantity:
Groundcovers:	
DIC rep	28
SEN man	22
VIO hed	34
Grasses, Ferns + Broad-leaved:	
LIR mus JR	28
Shrubs (Screening plants) :	
VIB odo EL	12



Section Through Private terrace - Planter (Level 4)

Scale: 1:50 @A1



T 0413 445 096
E info@paddockstudio.com.au
G 46-52 Meagher Street,
Chippendale NSW 2008
www.paddockstudio.com.au



Registered Landscape Architects
ALA 1761
ABA 82 628 312 274
ACN 628 312 274

Copyright Paddock Studio Pty Ltd 2018. Copyright in whole and every part belongs to Paddock Studio Pty Ltd. Not to be reproduced in any part without written agreement from Paddock Studio Pty Ltd.
Not for pricing or construction. Drawing to be read in conjunction with all relevant project and consultant documentation.

Issue:	Date:	Reason:	Reviewed by:
B	11.07.24	For DA Submission	DW
C	25.07.24	For DA Submission	DW
D	02.12.24	For DA Submission	DW
E	13.01.25	For DA Submission	DW
F	04.03.25	For DA Submission	DW

Project: Railway Street Apartments
75-85 Railway Street, Rockdale NSW 2216

Client: Eloura

Title: Planting DA Plan - Level 4 (Private Terrace)

Project No.: 2322
Date: 04.03.25
Scale: 1:100 @ A1



Drawing: 2322-17

Issue: F